

# Essential Question

- How to use line, shape and pattern to create a zentangle


# Zentangle Project

- Line
  - Horizontal, vertical, diagonal, parallel, perpendicular
- Pattern
- Organic
- geometric



# What is a Line?

# What is a Line?



Create a simile for each:

Example: Vertical is like a flagpole



**Horizontal**



**Vertical**



**Diagonal**



**Parrellel**



**Perpendicular**



**Thick & Thin**



**Dotted/Broken**



**Curved**



**Spiral/Swirl**



**Varied**




**Wavy/Curly**




**Zig Zag/Jagged**

# Shapes



# Organic








Layers of Learning



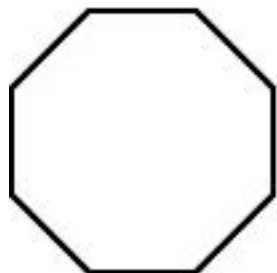
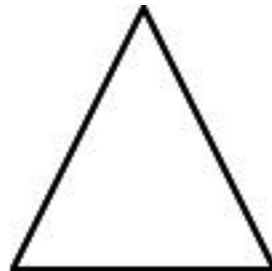




# Geometric









## Geometric Shapes:

## Organic Shapes:







# Pattern





# **Pattern**

**a repeated  
decorative design**

# Class Patterns

- demo





# Zentangle

- an easy to learn method of creating beautiful images from **repetitive patterns**. It is a new art form that is **fun and relaxing**. It increases **focus and creativity**, while providing artistic satisfaction and an increased sense of personal **well being**.








Start by breaking your page into sections


Finish page 6



Then start filling each section with  
lines and patterns





















ART








































# Expectations

- Variety-geometric, organic, thick, thin...)
- Filled in **solid**
- Neat (stay in the lines)
- Use the whole page well




# Student Examples

Excellent




Great





Good craftsmanship, not good use  
of space or difficult patterns



Poor craftsmanship (scratchy lines)



Questions?

